

# Creating a submission point for a video assessment

If you have created a video assessment for your students, you'll need to asset up a submission point within Course Resources for them to submit.

Within the Course Resources module in the 'Assessment' area, go to 'Assessments' tab at the top and click on 'Assignment'.

Add the name and any instructions for your students.

Set a due date and points possible (academics use it to represent the percentage marked upon).


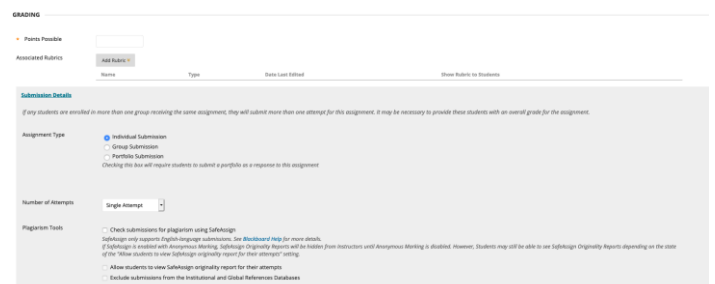
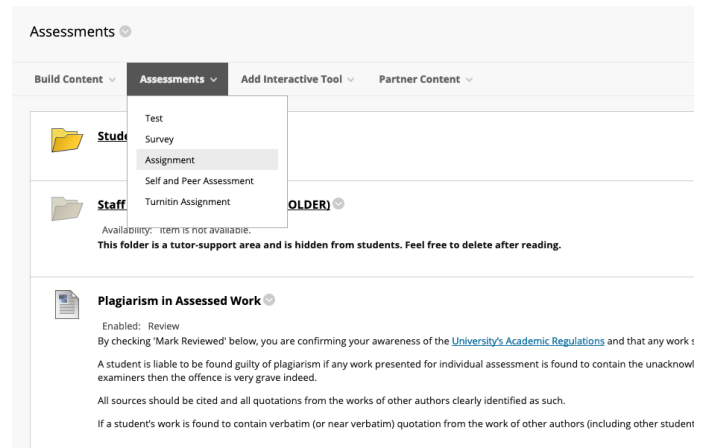
You can also add a rubric here.

Under 'Submission Details' you can set if it is an individual or group submission. If you are setting up a group submission, please talk to TEL at [tel@derby.ac.uk](mailto:tel@derby.ac.uk) to help set this up.

You can also change the number of attempts they are allowed to attempt.

Finally, you can set when the submission point appears from and to the students for them to submit.

Click 'Submit' and the submission point is set up.



## Help and Support

Contact IT Services:  
[ITServiceDesk@derby.ac.uk](mailto:ITServiceDesk@derby.ac.uk)  
Extension: x1234