

# Allow PowerPoint file download within a Panopto video

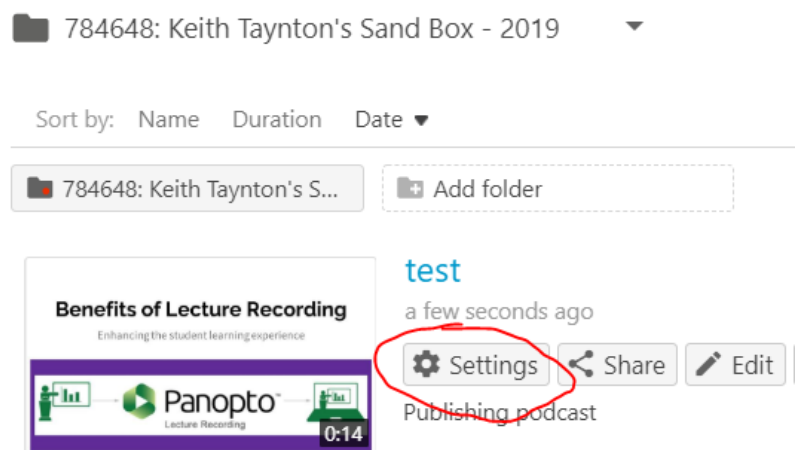
## Staff guide

How to allow a viewer to download the PowerPoint file you used to create your Panopto recording with.

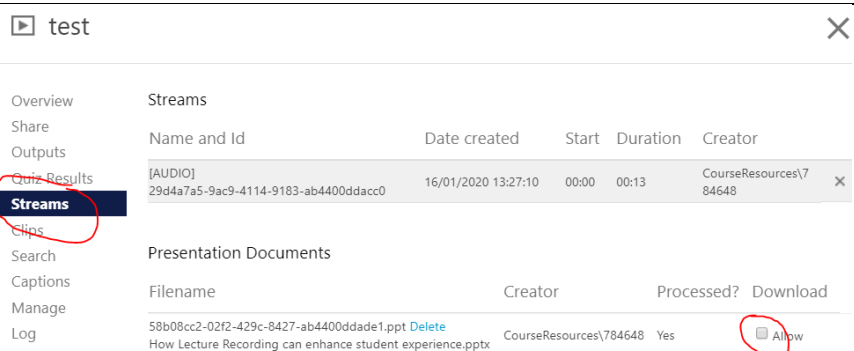
1 Record your presentation as normal with a PowerPoint.

2 Locate your recording (in the [Course Resource's](#) module lecture recording's folder, or in My Folder on [Panopto website](#))

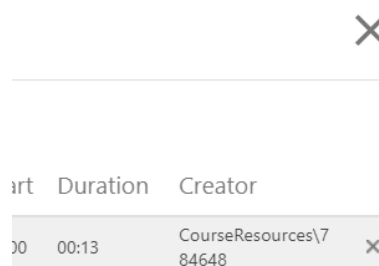
3 Click on settings



4 Click on Streams, then tick the Allow box in the Download area.




5 Click the X to close the window.



6 View the video.  
A new link will appear which  
downloads the PowerPoint file.

Search this recording

**Contents**

 [Download slides](#)

Discussion

Benefits of Lecture Recording

Notes

Ten minutes Discuss in pairs/tl

Bookmarks